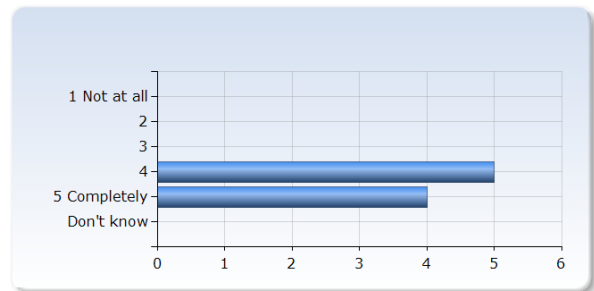


Astrophysical Gas Dynamics AS7002 HT19

Respondents: 21
Answer Count: 9
Answer Frequency: 42.86%

5. Overall impression

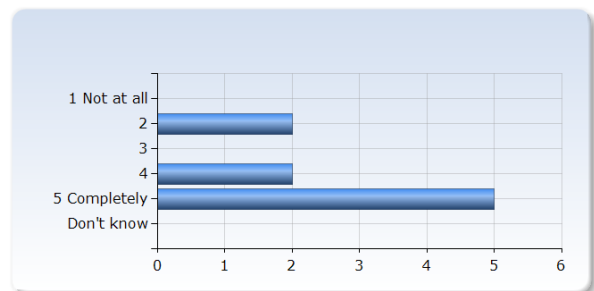
Overall I am satisfied with this course	Number of Responses
1 Not at all	0 (0.0%)
2	0 (0.0%)
3	0 (0.0%)
4	5 (55.6%)
5 Completely	4 (44.4%)
Don't know	0 (0.0%)
Total	9 (100.0%)



6. Student contribution

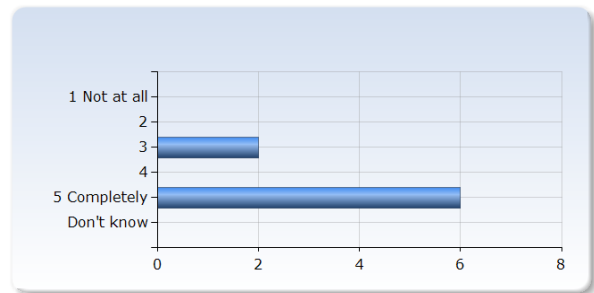
I am satisfied with my own effort in the course

I am satisfied with my own effort in the course	Number of Responses
1 Not at all	0 (0.0%)
2	2 (22.2%)
3	0 (0.0%)
4	2 (22.2%)
5 Completely	5 (55.6%)
Don't know	0 (0.0%)
Total	9 (100.0%)



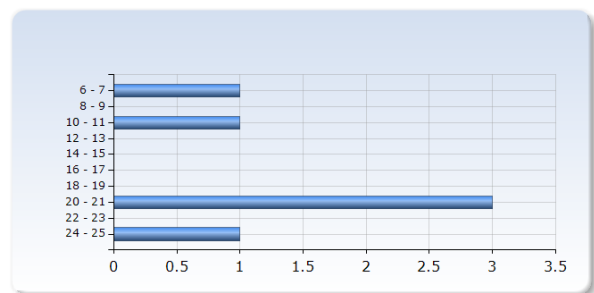
I took responsibility for my own learning in the course

I took responsibility for my own learning in the course	Number of Responses
1 Not at all	0 (0.0%)
2	0 (0.0%)
3	2 (25.0%)
4	0 (0.0%)
5 Completely	6 (75.0%)
Don't know	0 (0.0%)
Total	8 (100.0%)



7. Workload: Indicate how many hour per week you dedicated on average to this course. You should include time for self study and classroom hours.

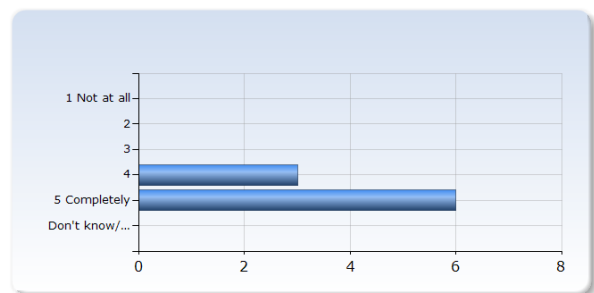
Workload: Indicate how many hour per week you dedicated on average to this course. You should include time for self study and classroom hours.	Number of Responses
6 - 7	1 (16.7%)
8 - 9	0 (0.0%)
10 - 11	1 (16.7%)
12 - 13	0 (0.0%)
14 - 15	0 (0.0%)
16 - 17	0 (0.0%)
18 - 19	0 (0.0%)
20 - 21	3 (50.0%)
22 - 23	0 (0.0%)
24 - 25	1 (16.7%)
Total	6 (100.0%)



8. Clear aims

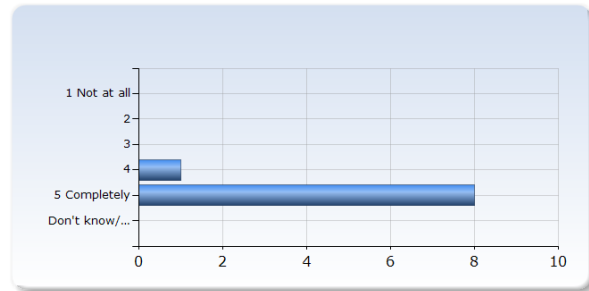
It was clear to me what I was expected to learn

It was clear to me what I was expected to learn	Number of Responses
1 Not at all	0 (0.0%)
2	0 (0.0%)
3	0 (0.0%)
4	3 (33.3%)
5 Completely	6 (66.7%)
Don't know/ Not relevant	0 (0.0%)
Total	9 (100.0%)



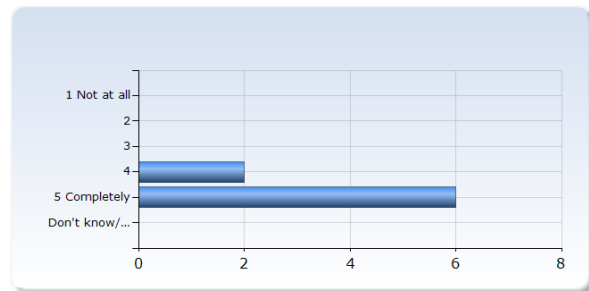
I felt that the course content and teaching methods were relevant to the learning outcomes

I felt that the course content and teaching methods were relevant to the learning outcomes	Number of Responses
1 Not at all	0 (0.0%)
2	0 (0.0%)
3	0 (0.0%)
4	1 (11.1%)
5 Completely	8 (88.9%)
Don't know/ Not relevant	0 (0.0%)
Total	9 (100.0%)



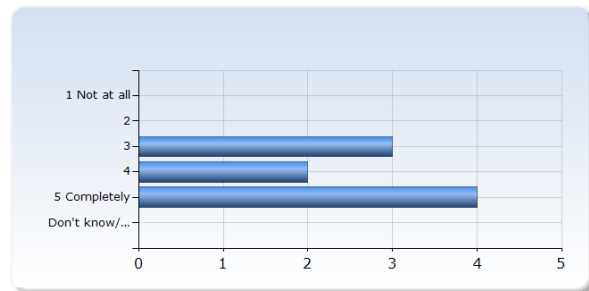
The examination tested how well I had achieved the learning outcomes

The examination tested how well I had achieved the learning outcomes	Number of Responses
1 Not at all	0 (0.0%)
2	0 (0.0%)
3	0 (0.0%)
4	2 (25.0%)
5 Completely	6 (75.0%)
Don't know/ Not relevant	0 (0.0%)
Total	8 (100.0%)



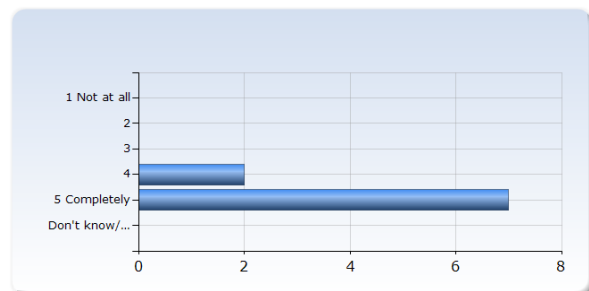
The course corresponded to my expectations

The course corresponded to my expectations	Number of Responses
1 Not at all	0 (0.0%)
2	0 (0.0%)
3	3 (33.3%)
4	2 (22.2%)
5 Completely	4 (44.4%)
Don't know/ Not relevant	0 (0.0%)
Total	9 (100.0%)



I feel that I will have use of what I have learnt after my studies

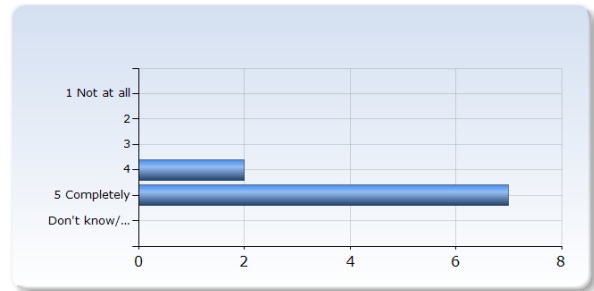
I feel that I will have use of what I have learnt after my studies	Number of Responses
1 Not at all	0 (0.0%)
2	0 (0.0%)
3	0 (0.0%)
4	2 (22.2%)
5 Completely	7 (77.8%)
Don't know/ Not relevant	0 (0.0%)
Total	9 (100.0%)



9. Good teaching

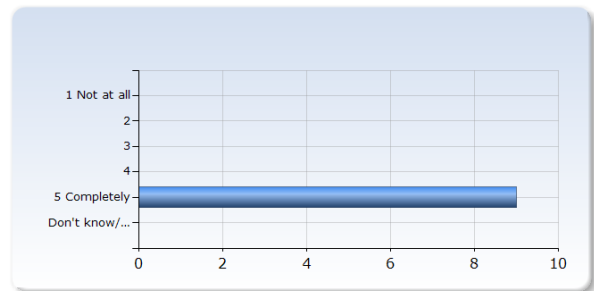
I felt that the course was well structured and organised

I felt that the course was well structured and organised	Number of Responses
1 Not at all	0 (0.0%)
2	0 (0.0%)
3	0 (0.0%)
4	2 (22.2%)
5 Completely	7 (77.8%)
Don't know/ Not relevant	0 (0.0%)
Total	9 (100.0%)



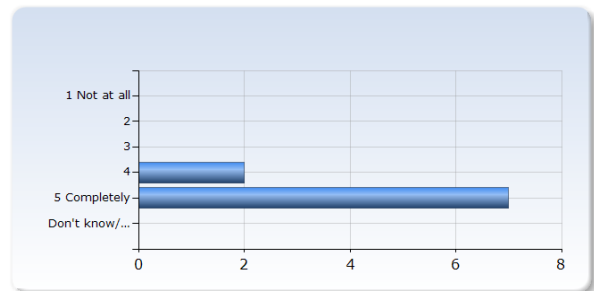
I felt that the teachers contributed to a good learning environment

I felt that the teachers contributed to a good learning environment	Number of Responses
1 Not at all	0 (0.0%)
2	0 (0.0%)
3	0 (0.0%)
4	0 (0.0%)
5 Completely	9 (100.0%)
Don't know/ Not relevant	0 (0.0%)
Total	9 (100.0%)



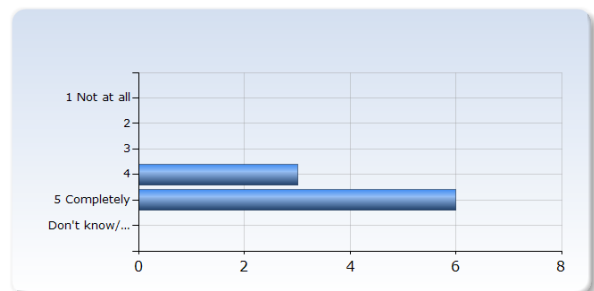
I could understand what was being taught

I could understand what was being taught	Number of Responses
1 Not at all	0 (0.0%)
2	0 (0.0%)
3	0 (0.0%)
4	2 (22.2%)
5 Completely	7 (77.8%)
Don't know/ Not relevant	0 (0.0%)
Total	9 (100.0%)



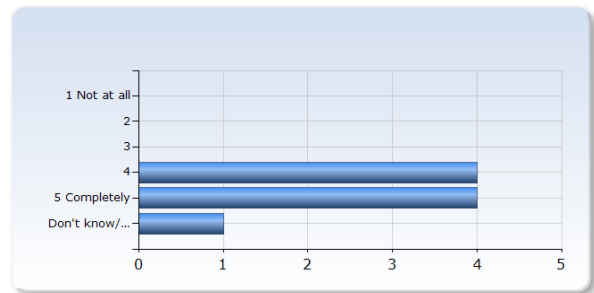
I have received constructive feedback on my performance

I have received constructive feedback on my performance	Number of Responses
1 Not at all	0 (0.0%)
2	0 (0.0%)
3	0 (0.0%)
4	3 (33.3%)
5 Completely	6 (66.7%)
Don't know/ Not relevant	0 (0.0%)
Total	9 (100.0%)



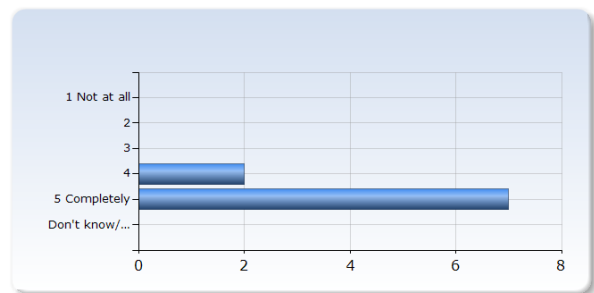
I was encouraged to reflect on my learning during the course

I was encouraged to reflect on my learning during the course	Number of Responses
1 Not at all	0 (0.0%)
2	0 (0.0%)
3	0 (0.0%)
4	4 (44.4%)
5 Completely	4 (44.4%)
Don't know/ Not relevant	1 (11.1%)
Total	9 (100.0%)



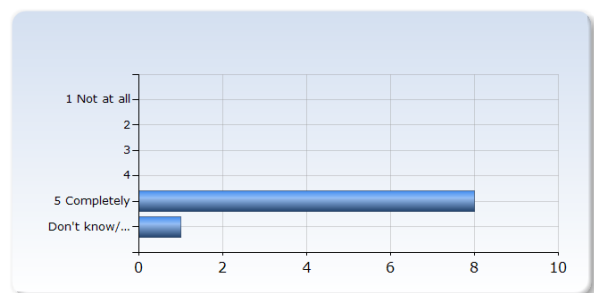
The course material helped me in my work to achieve the learning outcomes (literature, e-resources etc.)

The course material helped me in my work to achieve the learning outcomes (literature, e-resources etc.)	Number of Responses
1 Not at all	0 (0.0%)
2	0 (0.0%)
3	0 (0.0%)
4	2 (22.2%)
5 Completely	7 (77.8%)
Don't know/ Not relevant	0 (0.0%)
Total	9 (100.0%)



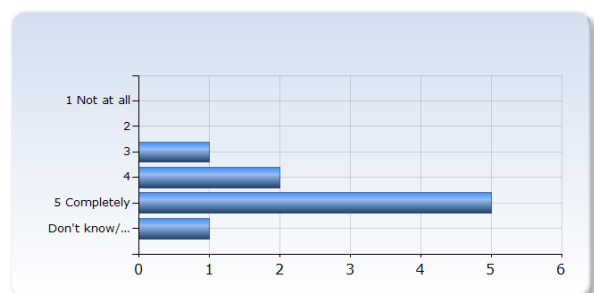
I think that the prerequisites specified in the course plan were sufficient to follow the course

I think that the prerequisites specified in the course plan were sufficient to follow the course	Number of Responses
1 Not at all	0 (0.0%)
2	0 (0.0%)
3	0 (0.0%)
4	0 (0.0%)
5 Completely	8 (88.9%)
Don't know/ Not relevant	1 (11.1%)
Total	9 (100.0%)



The feedback loop (mistake/misunderstanding -> explanation -> Aha! -> better answer/understanding) worked

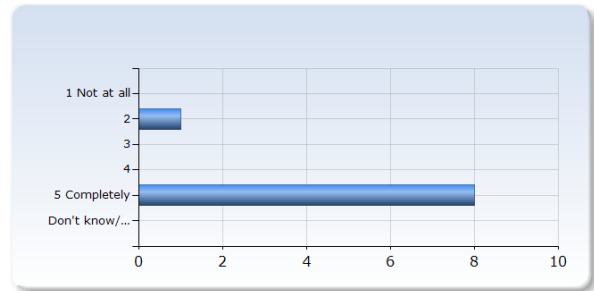
The feedback loop (mistake/misunderstanding -> explanation -> Aha! -> better answer/understanding) worked	Number of Responses
1 Not at all	0 (0.0%)
2	0 (0.0%)
3	1 (11.1%)
4	2 (22.2%)
5 Completely	5 (55.6%)
Don't know/ Not relevant	1 (11.1%)
Total	9 (100.0%)



10. Suitable workload

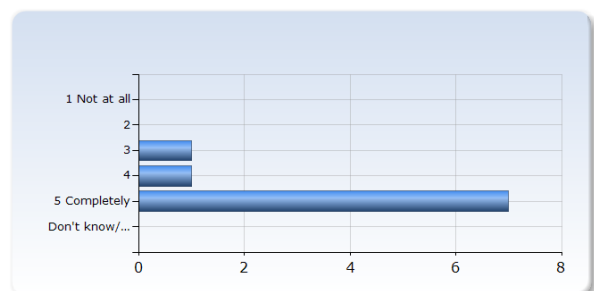
My background knowledge was sufficient to follow the course

My background knowledge was sufficient to follow the course	Number of Responses
1 Not at all	0 (0.0%)
2	1 (11.1%)
3	0 (0.0%)
4	0 (0.0%)
5 Completely	8 (88.9%)
Don't know/ Not relevant	0 (0.0%)
Total	9 (100.0%)



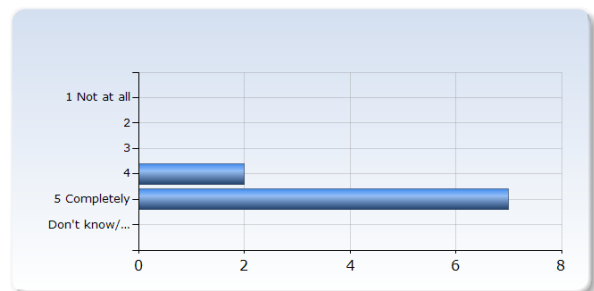
I have been able to find the information I felt I needed before and during the course

I have been able to find the information I felt I needed before and during the course	Number of Responses
1 Not at all	0 (0.0%)
2	0 (0.0%)
3	1 (11.1%)
4	1 (11.1%)
5 Completely	7 (77.8%)
Don't know/ Not relevant	0 (0.0%)
Total	9 (100.0%)



I was able to get support when I needed it

I was able to get support when I needed it	Number of Responses
1 Not at all	0 (0.0%)
2	0 (0.0%)
3	0 (0.0%)
4	2 (22.2%)
5 Completely	7 (77.8%)
Don't know/ Not relevant	0 (0.0%)
Total	9 (100.0%)



11. Please inform us here if you have reason to think that everyone has not been treated equally and with respect.